









## Phonics Home Learning Activities 15.6.20-19.6.20

Here are some suggested activities to support your child's Phonics and Literacy learning. The activities can be done in any order.

Practise phonemes - **ai, ee, igh, oa**

Practise the tricky words - **was, my**

Learn the new tricky word - **have**

Everyday or as often as possible	<p>Recap the letters and sounds the children know so far. You could use the sound mats handed out in their home learning packs or you could use these videos to help:                  YouTube - Epic Phonics  <a href="https://www.youtube.com/watch?v=5PmB3SIjNdQ">https://www.youtube.com/watch?v=5PmB3SIjNdQ</a> - Alphabet Phonics Song  <a href="https://www.youtube.com/watch?v=aNcBWSBxSp0">https://www.youtube.com/watch?v=aNcBWSBxSp0</a> - Phonics Digraphs Phase 3 Phonics  <a href="https://www.youtube.com/watch?v=R087IYrRpgY">https://www.youtube.com/watch?v=R087IYrRpgY</a> - Phase 3 Tricky Words  <a href="https://www.youtube.com/watch?v=3NOzqR1ANc4">https://www.youtube.com/watch?v=3NOzqR1ANc4</a> - Phase 4 Tricky Words</p> <p>Read a book 😊. You could read your school books, a book from home, a book from <a href="https://www.oxfordowl.co.uk/">https://www.oxfordowl.co.uk/</a> or a Comic Books from <a href="https://www.phonicsplaycomics.co.uk/comics.html">https://www.phonicsplaycomics.co.uk/comics.html</a></p>
Handwriting activity	<div style="display: flex; align-items: center;">  <div style="margin-left: 20px;"> <p>Be a Handwriting Hero. Choose one of the EYFS handwriting videos on the New Swannington YouTube channel. Remember you can practise the letters using pencils, pens, writing in sand, flour, using chalk and so much more...!</p> </div>  </div>
Tricky word activity	<div style="display: flex; align-items: center;">  <div style="margin-left: 20px;"> <p>Learn the new tricky word - <b>have</b> and then watch the Phase 3 and 4 Tricky Words songs (see the YouTube weblinks above). Play noughts and crosses or puddle jumping with the following tricky words: was, my, said, like, we, me, be, have</p> <p><small>Sight Word puddle jumping</small></p> </div> </div>
Reading activity	<ul style="list-style-type: none"> <li>• Practise the digraphs and trigraph (2 letters making 1 sound and 3 letters making 1 sound) <b>ai, ee, igh</b> and <b>oa</b>.</li> <li>• Read the comic on the Phonics Play website for <b>ai, ee, igh</b> and <b>oa</b>.  <a href="https://phonicsplaycomics.co.uk/comic_ph3_lets_go.html">https://phonicsplaycomics.co.uk/comic_ph3_lets_go.html</a></li> <li>• Play the game "Dragons Den" using the sounds on the Phonics Play website  <a href="https://www.phonicsplay.co.uk/BuriedTreasure2.html">https://www.phonicsplay.co.uk/BuriedTreasure2.html</a>.</li> <li>• Watch Alphablocks episodes with <b>ai, ee, igh</b> and <b>oa</b>. Episodes are available on BBC iPlayer and YouTube.</li> </ul>
Online games	<p>Log onto <a href="https://www.educationcity.com/">https://www.educationcity.com/</a>. Work your way through the Phase 2, 3 and 4 phonics activities. You could try the BBC Bitesize activities too. Follow the link. <a href="https://www.bbc.co.uk/bitesize/topics/zvq9bdm">https://www.bbc.co.uk/bitesize/topics/zvq9bdm</a></p> 
Writing activity	<p>Write stories, sentences or words to go with these pictures of Pop the mouse. See the next page for large versions of the pictures.</p> <div style="display: flex; justify-content: space-around;">     </div>

Phonics Home Learning Activities 15.6.20-19.6.20

