

Draw the Shape Instructions

Version 1:

- Cut the cards out and fold them along the dotted line.
- Place the cards with the shapes facing downwards.
- Take it in turns to read the clues on a card.
- Draw the shape using the clues provided.
- Turn over the card to check if you have drawn the correct shape.
- Players earn a point for each correct shape drawn. The player with the most points at the end wins the game.

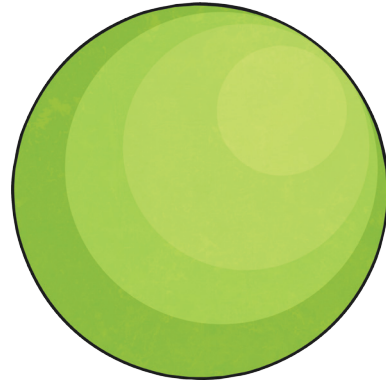
Version 2:

- This version can be played in pairs.
- Cut the cards out, shuffle them and place them face down.
- Player 1 takes a card and reads the clues.
- Player 2 draws the shape using the clues provided.
- Player 1 reveals the card to Player 2 to check if they have drawn the correct shape.
- Players switch roles.

I have a curved surface.

I have no vertices.

What am I?



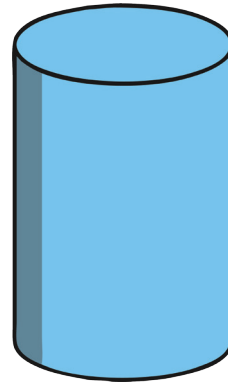
Sphere

I have a curved surface.

I have two circular flat faces.

I have two edges.

What am I?




Cylinder

I have 6 square faces.

I have 12 edges.

I have 8 vertices.

What am I?




Cube

I have one flat face and one curved surface.

My flat face is circular.

My curved surface makes a sharp point.

What am I?




Cone

I have 6 flat rectangular faces.

I have 12 edges.

I have 8 vertices.

What am I?



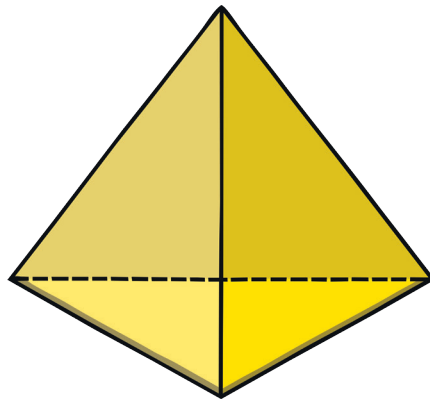
Cuboid

I have 4 flat triangular faces.

I have 6 edges.

I have 4 vertices.

What am I?




Tetrahedron

I have 5 flat faces.

2 of them are triangles.

3 of them are rectangular.

What am I?



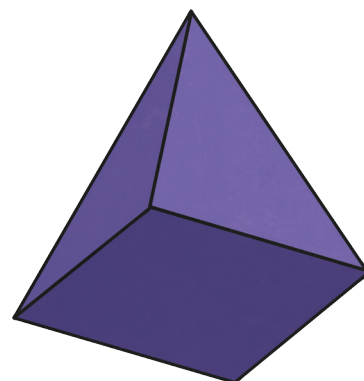
Triangular Prism

I have a square flat face.

I have 4 triangular flat faces.

I have 8 edges.

What am I?



Square-based Pyramid