













### Phonics: split digraphs

- Look at the word
- Say each phoneme (look for digraphs/trigraphs and **split digraphs**)
- Blend them together to read the word

e.g. sheep would be sh ee p then say sheep.

fop 	zim 
fope 	stome 
nake 	plune 
thurping 	mefe 
guze 	 bade
 prite	smipe 

line	bike
snake	shape
mule	crime
home	glue
pipe	fishing
curtain	cake
Pete	pineapple
tape	alone
tiger	tune
sale	pole

Can you read the sentences?

The snake hid in the lake.

There is a cake sale in the yard.

He got a fish on the fishing line.

Note to parents: It is important that your child looks carefully for digraphs and split digraphs before sounding out. A clue is to look for an 'e' at the end of the word.