













Phonics: ir/er/ur

- Look at the word
- Say each phoneme (look for digraphs/trigraphs and split digraphs)
- Blend them together to read the word

e.g. sheep would be sh ee p then say sheep.

mer 	flam 
mirst 	sturm 
trow 	birft 
thurp 	mawp 
zair 	 trep
 prit	ferb 

fir	her
burn	church
trip	sir
finger	turn
third	kitten
turf	skirt
paw	turnip
dirty	first
nurse	shirt
present	surfer

Can you read the sentences?

The kitten hurt her paw.

The shirt was dirty.

You have hurt your finger said the nurse.

Note to parents: It is important that your child does not reverse or swap the letters when reading, e.g. saying 'drity' instead of 'dirty' or reading 'trip' as 'tirp'. I have put in some words like 'trip' and 'present' to help them look closely.