




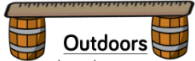


## Remote Learning for EYFS


**Week Beginning: 16<sup>th</sup> November 2020**

**We will begin this week by continuing to learn about what people do in Autumn by finding out about the Hindu festival of Diwali.**

**Then we will move on to learn about what some animals do in Autumn.**

<b>Recommended for Monday 16<sup>th</sup> November 2020</b>		
<b>Knowledge &amp; Understanding of the World</b>		<p>Recap some of the celebrations that people take part in during Autumn. Explain that over the weekend and today lots of people will be celebrating Diwali. There is a series of 3 lessons on Oak Academy at <a href="https://classroom.thenational.academy/units/diwali-c409">https://classroom.thenational.academy/units/diwali-c409</a> which introduce Diwali and why and how people celebrate the festival.</p> <p>Watch Oak Academy: <a href="https://classroom.thenational.academy/lessons/to-understand-why-some-people-celebrate-diwali-65k64d">https://classroom.thenational.academy/lessons/to-understand-why-some-people-celebrate-diwali-65k64d</a> Have a go at making a rangoli pattern – if you don't have seeds you can use glitter or small pieces of paper.</p>  <p>Watch Oak Academy: <a href="https://classroom.thenational.academy/lessons/to-understand-how-people-celebrate-diwali-6mvk6c">https://classroom.thenational.academy/lessons/to-understand-how-people-celebrate-diwali-6mvk6c</a> Have a go at drawing a mendhi hand</p>  <p>Watch Oak Academy: <a href="https://classroom.thenational.academy/lessons/to-create-a-diya-lamp-crw3ed?activity=video&amp;step=1">https://classroom.thenational.academy/lessons/to-create-a-diya-lamp-crw3ed?activity=video&amp;step=1</a> Have a go at making a diya lamp. You can use play dough, clay or plasticine and sequins.</p> 
<b>Recommended for Tuesday – Friday.</b> In EYFS we learn through short bursts of focussed teaching (about 10-15 minutes) followed by play or craft activities which allow them to practise these skills. We usually cover a Literacy lesson (like reading a story), a phonics session, a maths session plus two other teaching sessions each day. Therefore, have a go at these throughout the remainder of the week.		
<b>Personal, Social &amp; Emotional Development</b>		<p>In PSED we have been finding out about how we are all the same but different. This week we will be looking at race.</p> <p>Watch the video on Oak Academy: PSHE The Human Race- <a href="https://classroom.thenational.academy/lessons/the-human-race-64up6c">https://classroom.thenational.academy/lessons/the-human-race-64up6c</a> Listen to the story and look really closely at the pictures to see 'the same but different.'</p>

<b>Literacy</b>	<b>Speaking and listening</b>	<p>Recap what happens in Autumn. Focus on ‘What some animals do in Autumn.’ You can find a summary of Autumn at Oak Academy: <a href="https://classroom.thenational.academy/lessons/to-explain-the-changes-that-happen-in-autumn-ccvkee">https://classroom.thenational.academy/lessons/to-explain-the-changes-that-happen-in-autumn-ccvkee</a></p> <p>Introduce the word ‘hibernation,’ and explain what it means (sleep or dormant through the winter.)</p> <p>Show pictures of animals who hibernate (at the end of this sheet.) Play a game in pairs. One of you chooses an animal and describes it. The other guesses which animal you have been describing. Focus on describing words, e.g., big, small, furry, spiky, black nose, long tail etc.</p>
	<b>Writing</b>	<p>Practise writing your name.</p> <p>Practise forming the letters – e,u,r,g,o,c,k.</p>
	<b>Reading</b>	<p>In phonics this week we are learning the phonemes e,u,r,ck. You can find out about these phonemes by watching Alphablocks Series 2 <a href="https://www.bbc.co.uk/iplayer/episodes/b01cz0p1/alphablocks?seriesId=b01cz0vd">https://www.bbc.co.uk/iplayer/episodes/b01cz0p1/alphablocks?seriesId=b01cz0vd</a> programmes 7,8,9 and 21 on BBC iplayer.</p> <p>There are also some learn screens and games to play on Education City (you should have received an email with your child’s login details recently.)</p> <p>Complete this week’s reading home work which you will find on the school website on Thursday in Remote Learning EYFS.</p>
<b>Maths</b>		<p>This week in Maths we are focussing on positional language, e.g, in, on, under, next to, in front, behind.</p> <p>An introduction can be found at Oak Academy: EYFS Maths <a href="https://classroom.thenational.academy/lessons/using-mathematical-language-to-describe-position-65jk6d?activity=video&amp;step=1">https://classroom.thenational.academy/lessons/using-mathematical-language-to-describe-position-65jk6d?activity=video&amp;step=1</a></p> <p>Using a toy and a box ask your child to put the toy- in, on, behind, in front, under etc.</p> <p>Make an assault course outside or in the sitting room – go over, under, in, on etc.</p> <p>Give instructions to each other describing what you must do. </p>
<b>EYFS Curriculum</b>	<b>Knowledge and Understanding of the World</b>	<p>Choose an animal that hibernates and find out all about them, e.g. hedgehogs.</p>  <p>Using blankets and cushions make a hibernating den to sit in and read a book. We will be reading ‘Wide awake hedgehog,’ by Rosie Wellesley in class. (You can find this being read on youtube.)</p> 
	<b>Expressive Arts and Design</b>	<p>Make a hedgehog out of plasticine, playdough and sticks.</p>

	<p><b>Physical Development</b></p> <p><b>Music</b></p>	 <p>In P.E. we are learning to throw and catch a ball. Play with a ball –Can you roll it under your legs, pass it over your head, kick it behind you, push it in front of you etc?</p> <p>In Music we have been learning some Autumn themed songs. Try learning this one about a little hedgehog to the tune of I'm a little teapot.</p> <p><u>I'm a little hedgehog</u>  I'm a little hedgehog  Brown and small.  Very prickly,  Not that tall.  When I'm feeling frightened,  Away I crawl,  And curl up into a ball!</p>
--	--	--

Hibernating animals.

