

# Check answers

1 Complete the fact family for each model.

a)

	+		=	
	+		=	
	-		=	
	-		=	

b)

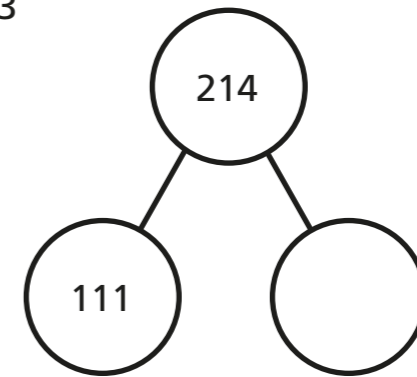
	+		=	
	+		=	
	-		=	
	-		=	

c)

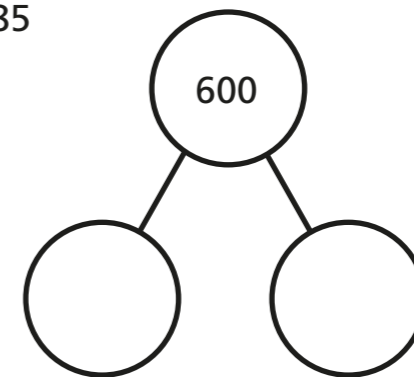
	+		=	
	+		=	
	-		=	
	-		=	

2 There is a mistake in each subtraction.  
Use an addition to check each subtraction.  
Complete the part-whole models.

a)  $214 - 111 = 113$

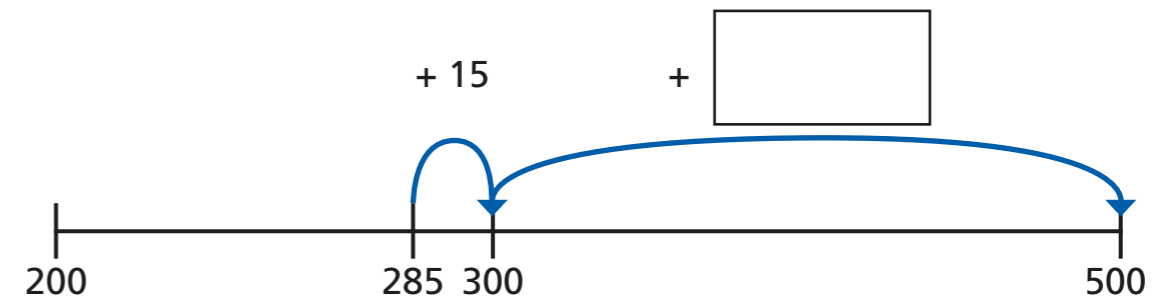


b)  $425 = 600 - 185$



3 Show an addition on the number line that could be used to work out the subtraction.

a)  $500 - 285 =$



b)  $750 - 683 =$



- 4 Teddy is working out an addition calculation.




175 + 135 is 300

- a) What subtraction could Teddy do to check he is correct?

\_\_\_\_\_

- b) Draw the subtraction on the number line to show that Teddy is wrong.



- c) What is the correct answer to Teddy's question?



- 5 Work out the problem and then check your calculation.

A crate contains 462 apples.

Some apples are used to make juice.

There are 187 apples left.

How many apples were used to make the juice?


- 6 Work out the problem and then check your calculation.

Kim reads a book.

The book has 200 pages.

She reads 75 pages on Monday  
and 39 pages on Tuesday.

How many pages does she have left to read?



- 7 Use the digit cards to make two 3-digit numbers.



Write an addition using your numbers.

\_\_\_\_\_

What is the answer to your addition?

Ask a partner to check your addition.

Talk about the different methods you can use.

