








Phonics Home Learning Activities 4.5.20-8.5.20

Here are some suggested activities to support your child's Phonics and Literacy learning. The activities can be done in any order.	
Practise phonemes - ai, ee, igh Learn the tricky word - said	
Everyday or as often as possible	<p>Recap the letters and sounds the children know so far. You could use the sound mats handed out in their home learning packs or you could use these videos to help: YouTube - Epic Phonics https://www.youtube.com/watch?v=5PmB3SIjNdQ - Alphabet Phonics Song https://www.youtube.com/watch?v=aNcBW5BxSp0 - Phonics Digraphs Phase 3 Phonics https://www.youtube.com/watch?v=R087IYrRpgY - Phase 3 Tricky Words Song Say Hello To</p> <p>Read a book 😊. You could read your school books, a book from home or a Comic Books from https://www.phonicsplaycomics.co.uk/comics.html If your child has run out of reading books or they are not finding their books challenging enough, email EYFS@new-swann.leics.sch.uk for some help and advice.</p>
Handwriting activity	<p>Be a Handwriting Hero and practise writing letters from the long ladder family. Watch Betty the Bear demonstrate how to write these letters on the New Swannington YouTube page. Children can practise writing the letters using pens/pencils, wet paint brushes on concrete/paving stones/chalkboards, in trays of sand or rice... anywhere you can make a mark!</p>   
Tricky word activity	 <p>Practise your tricky words - <u>he, she, we, me, be, all, you, her, was, they, my, are</u>. Then look at the new tricky word <u>said</u>. Add tricky words to your steps and say each word as you head up the stairs. If you need extra challenge, get your grown up to swap the words around to make it trickier! Remember to be careful as you read and go up the steps!</p>
Reading activity	<p>Practise the digraphs (2 letters making 1 sound) ai and ee as well as the trigraph (3 letters making 1 sound) igh. Make your own naughts and crosses board using the sounds. Say the sound before you put your counter down. If your child needs more challenge, write words with the sounds in e.g. night, seed, chain, fright, weed, train etc...</p> 
Writing activity	 <p>Watch Miss Wilman and Pop read the story "Christopher Nibble" on our YouTube channel. Have a go at making some Phonics flowers using the sounds we are practising this week - ai, ee, igh. You can make your flowers using paper or draw your own. Write the sound in the middle of the flower and then write words with the same sound on the petals!</p> 
Education City	<p>Log onto https://www.educationcity.com/. There are still lots of Phonics activities for you to work through for Phase 3 and there is a new set of activities for Phase 4.</p> 