






## Phonics Home Learning Activities 27.4.20-1.5.20

Here are some suggested activities to support your child's Phonics and Literacy learning. The activities can be done in any order. There is a mix of activities which can be done inside, outside or both!	
Everyday or as often as possible	<p>Recap the letters and sounds the children know so far. You could use the sound mats handed out in their home learning packs or you could use these videos to help:</p> <p>YouTube - Epic Phonics  <a href="https://www.youtube.com/watch?v=5PmB3SIjNdQ">https://www.youtube.com/watch?v=5PmB3SIjNdQ</a> - Alphabet Phonics Song  <a href="https://www.youtube.com/watch?v=aNcBWSBxSp0">https://www.youtube.com/watch?v=aNcBWSBxSp0</a> - Phonics Digraphs Phase 3 Phonics  <a href="https://www.youtube.com/watch?v=R087IYrRpgY">https://www.youtube.com/watch?v=R087IYrRpgY</a> - Phase 3 Tricky Words Song Say Hello To</p> <p>Read a book 😊. You could read your school books, a book from home or a Comic Books from <a href="https://www.phonicsplaycomics.co.uk/comics.html">https://www.phonicsplaycomics.co.uk/comics.html</a></p> <p>If your child has run out of reading books or they are not finding their books challenging enough, email <a href="mailto:EYFS@new-swann.leics.sch.uk">EYFS@new-swann.leics.sch.uk</a> for some help and advice.</p>
Handwriting activity	<p>Be a Handwriting Hero and practise writing letters from the zig zag monster family. Watch Bett the Bear demonstrate how to write these letters on the New Swannington YouTube page and find a worksheet on EYFS Home Learning Page</p> <p>Children can practise writing the letters using pens/pencils, wet paint brushes on concrete/paving stones/chalkboards, in trays of sand or rice... anywhere you can make a mark!</p>   
Tricky word activity	 <p>Make a hopscotch with tricky words using chalk on the floor. If you don't have chalk, you could write the words on paper instead. Write out as many of the Phase 3 tricky words as your child feels confident with - <u>he, she, we, me, be, all, you, her, was, they, my, are</u>. Say a word and see if your child can hopscotch there way to it!</p>
Reading activity	<p>Practise the digraphs <b>sh, ch, th, ng</b>. Write the digraphs on paper and hide them around your house or garden. You could even hide words with the digraphs in e.g. shop, hush, chick, munch, think, path, swing, king. Encourage your child to read the words. You could even keep a score of how many they discover!</p>
Writing activity	 <p>Watch Miss Wilman and Pop read the story of Norman the Slug with the Silly Shell on our YouTube channel. Draw a new shell for Norman. Can you use the "sh" digraph to write about the shell you have designed for him?</p>
Education City	<p>Log onto <a href="https://www.educationcity.com/">https://www.educationcity.com/</a>. There are still lots of Phonics activities for you to work through for Phase 3 and there is a new set of activities for Phase 4.</p> 