








Phonics Home Learning Activities 6.7.20-10.7.20

<p>Here are some suggested activities to support your child's Phonics and Literacy learning. The activities can be done in any order.</p>	
<p>Practise phonemes - air, ear, ure Practise the tricky words - they Learn the new tricky word - what</p>	
Everyday or as often as possible	<p>Recap the letters and sounds the children know so far. You could use the sound mats handed out in their home learning packs or you could use these videos to help: YouTube - Epic Phonics https://www.youtube.com/watch?v=5PmB3SIjNdQ - Alphabet Phonics Song https://www.youtube.com/watch?v=aNcBWSBxSp0 - Phonics Digraphs Phase 3 Phonics https://www.youtube.com/watch?v=R087IYrRpgY - Phase 3 Tricky Words https://www.youtube.com/watch?v=3NOzqR1ANc4 - Phase 4 Tricky Words</p> <p>Read a book 😊. You could read your school books, a book from home, a book from https://www.oxfordowl.co.uk/ or a Comic Books from https://www.phonicsplaycomics.co.uk/comics.html</p>
Handwriting activity	<p>Be a Handwriting Hero. Choose one of the EYFS handwriting videos on the New Swannington YouTube channel. Remember you can practise the letters using pencils, pens, writing in sand, flour, using chalk and so much more...!</p>  
Tricky word activity	<p>Learn the new tricky word - what and then watch the Phase 3 and 4 Tricky Words songs (see the YouTube weblinks above). Play noughts and crosses or puddle jumping with the following tricky words: they, so, said, like, what, me, be, have</p> 
Reading activity	<ul style="list-style-type: none"> • Practise the trigraphs (3 letters making 1 sound) ear, air and ure. • Watch the BBC Bitesize Phonics videos - air https://www.bbc.co.uk/bitesize/topics/zvq9bdm/articles/zj39382 ear https://www.bbc.co.uk/bitesize/topics/zvq9bdm/articles/z4p3pg8 ure https://www.bbc.co.uk/bitesize/topics/zvq9bdm/articles/zh828xs • Read the comic on the Phonics Play website for ear, air and ure. https://phonicsplaycomics.co.uk/comic_ph3_the_haircut.html • Play the game "Picnic on Pluto" using ear, air and ure. on the Phonics Play website https://www.phonicsplay.co.uk/resources/phase/3/picnic-on-pluto. • Watch Alphablocks episodes with ear, air and ure. Episodes are available on BBC iPlayer and YouTube.
Online games	<p>Log onto https://www.educationcity.com/. Work your way through the Phase 2, 3 and 4 phonics activities. There are some more activities for Phonics (unfortunately they are not tablet friendly but will work on a laptop or computer. You could also try the BBC Bitesize activities too. Follow the link. https://www.bbc.co.uk/bitesize/topics/zvq9bdm</p> 
Writing activity	<p>Write stories, sentences or words to go with these pictures of Pop the mouse. See the next page for large versions of the pictures.</p>   

Phonics Home Learning Activities 6.7.20-10.7.20

