






EYFS Maths Home Learning Activities 4.5.20-8.5.20

Home learning	<p>We are learning:</p> <ul style="list-style-type: none"> To use objects to add 2 numbers together. To begin to record our number sentence. 				
Things to watch	<p>All available on Youtube:</p> <ul style="list-style-type: none"> Numberblocks = Numberblock Castle Series 2 episode 15 (available on YouTube or BBC iPlayer). Miss Wilman's Maths activity for the week (this will show you how to do some of the activities for the week). 				
Helpful tips	<p>Remember these activities are a guide to help you at home. They do not have to be done in order and can easily be played either indoors or outdoors. All activities can be simplified or made more challenging by you depending on where your child is working at. If you have any questions about the learning or activities email EYFS@new-swann.leics.sch.uk and Miss Wilman will be able to support you. This week the activities will give your child hands on experience of adding!</p>				
	1	2	3	4	5
	<p>Make your very own addition machine!</p>  <p>Roll dice or choose number cards to decide which two numbers you are going to add together.</p> <p>Can you have a go at writing a number sentence to show what happened?</p>	<p>Use a coat hanger and pegs.</p>  <p>Roll dice or choose number cards to decide which two numbers you are going to add together.</p> <p>Can you have a go at writing the number sentence to show what happened?</p> <p>Flip the coat hanger around. Do you still get the same answer? How has the number sentence changed?</p>	<p>Use old egg cartons. Cut them to show 10 spaces (this will look similar to the ten frames the children are used to using at school).</p>  <p>Roll dice or choose number cards to decide which two numbers you are going to add together.</p> <p>Can you have a go at writing the number sentence to show what happened?</p>	<p>Use a pack of dominoes. If you don't have your own, you can easily make your own at home.</p>  <p>Practise adding the spots from either side of the domino to find the total. Can you match it to the correct number?</p>	 <p>Make your own Maths game of skittles to play at your VE Day celebrations! You can stack them like in the picture or lay them out in a triangle shape. Stick on colour spots to 1-6 or write the numbers 1-6. Work out your score by adding up the total of all the skittles you knocked over! Keep a track of your scores. Whoever gets the most, is the winner!</p>