









Phonics Home Learning Activities 20.4.20-24.4.20

Here are some suggested activities to support your child's Phonics and Literacy learning. The activities can be done in any order. There is a mix of activities which can be done inside, outside or both!	
Everyday or as often as possible	<p>Recap the letters and sounds the children know so far. You could use the sound mats handed out in their home learning packs or you could use these videos to help:</p> <p>YouTube - Epic Phonics</p> <p>https://www.youtube.com/watch?v=5PmB3SIjNdQ - Alphabet Phonics Song</p> <p>https://www.youtube.com/watch?v=aNcBWSBxSp0 - Phonics Digraphs Phase 3 Phonics</p> <p>https://www.youtube.com/watch?v=R087IYrRpgY - Phase 3 Tricky Words Song Say Hello To</p>
Reading a book	<p>Read everyday or as often as possible. You could read your school books, a book from home or a Comic Books from https://www.phonicsplaycomics.co.uk/comics.html</p> <p>If your child has run out of reading books or they are not finding their books challenging enough, email EYFS@new-swann.leics.sch.uk for some help and advice.</p>
Handwriting activity	<p>Practise writing letters from the 1 armed robot family. There will be a video to demonstrate how to write these letters on the New Swannington YouTube page and worksheet on EYFS Home Learning Page</p>    <p>Children can practise writing the letters using pens/pencils, wet paint brushes on concrete/paving stones/chalkboards, in trays of sand or rice... anywhere you can make a mark!</p>
Tricky word activity	<p>Teach your child the tricky word are. (This is a word that doesn't follow the phonics rules we know so far). Watch the tricky word song: https://www.youtube.com/watch?v=R087IYrRpgY. Play SPLAT! Write out as many of the Phase 3 tricky words as your child feels confident with - he, she, we, me, be, all, you, her, was, they, my and most importantly are. Say the word and see if your child can splat the word with their hand! You could even hide the words around the house or garden for your child to find.</p> 
Reading activity	 <p>Practise the phonemes j, v, w, x, y, z, and zz. Play Roll and Read. You can download and print our board from the EYFS page or make up your own. Use words suggested or make up your own for extra challenge. Encourage your child to say the phonemes and then blend together e.g. "z-i-p" and then "zip". If your child needs extra challenge, get them to make their own board and write their own words.</p>
Writing activity	   <p>Write a few sentences or a story about what you think the Skinnertron 3000 is getting up to at school! Email your writing to EYFS@new-swann.leics.sch.uk by 23.4.20 and you might be chosen as the Star Writer!</p>
Education City	<p>Log onto https://www.educationcity.com/. There are still lots of Phonics activities for you to try and more will be added soon!</p> 